

Mw= /

∴ ∴
()

)
// ()
- (())
(())
(())

.
.
.

.

.

--

.

-

.()

--

)

Mw= /

(

.

.

//

--

()

-

-

-

.()

()

-

.

.

--

//

.

.

.

)

.(

/ g / g
/ g

(-)

(I=IX)

()

/ /

I=VIII

EMS98

I=IV-V

I=VI-VII

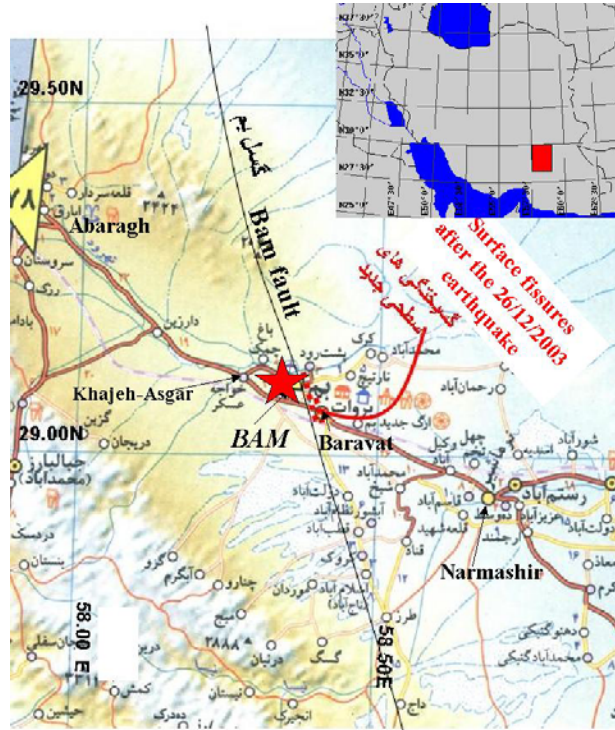
() /

()

()

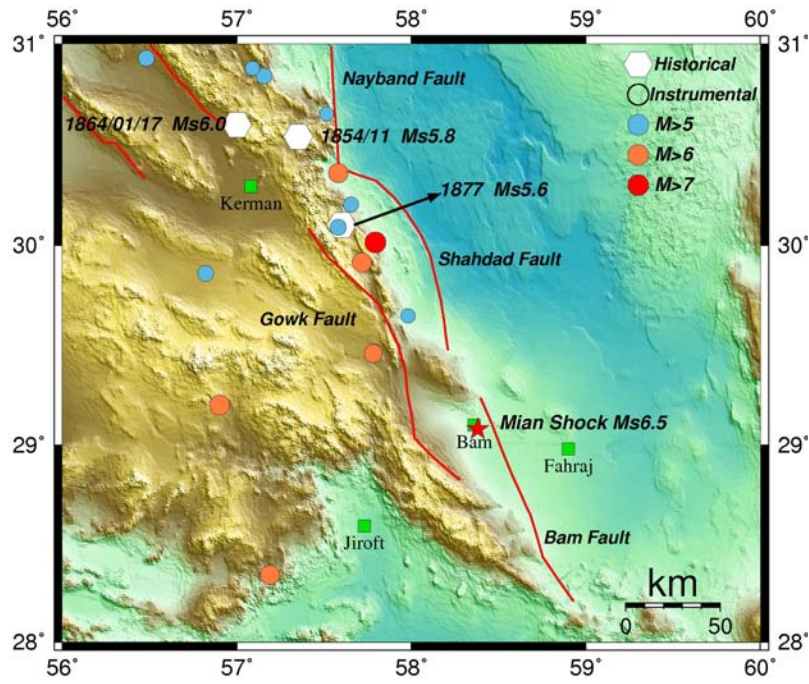
(-)

()



Bam Earthquake of December 26, 2003, Mw 6.5

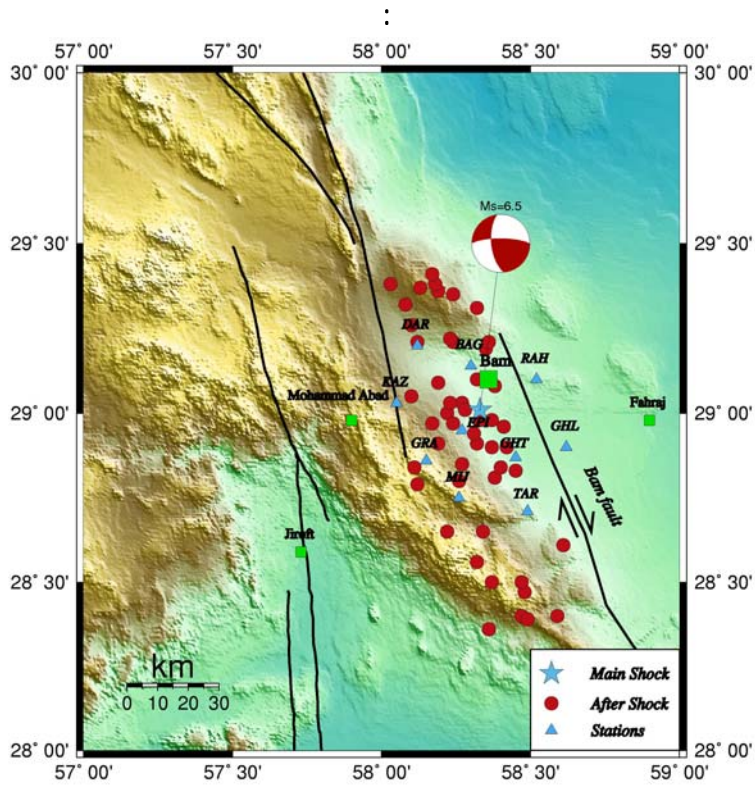
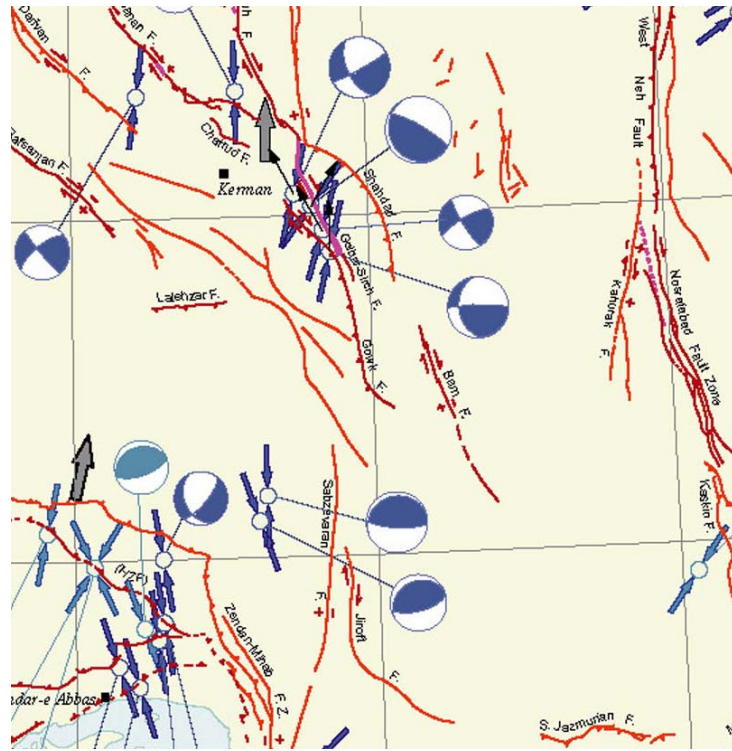
:



(

)

:



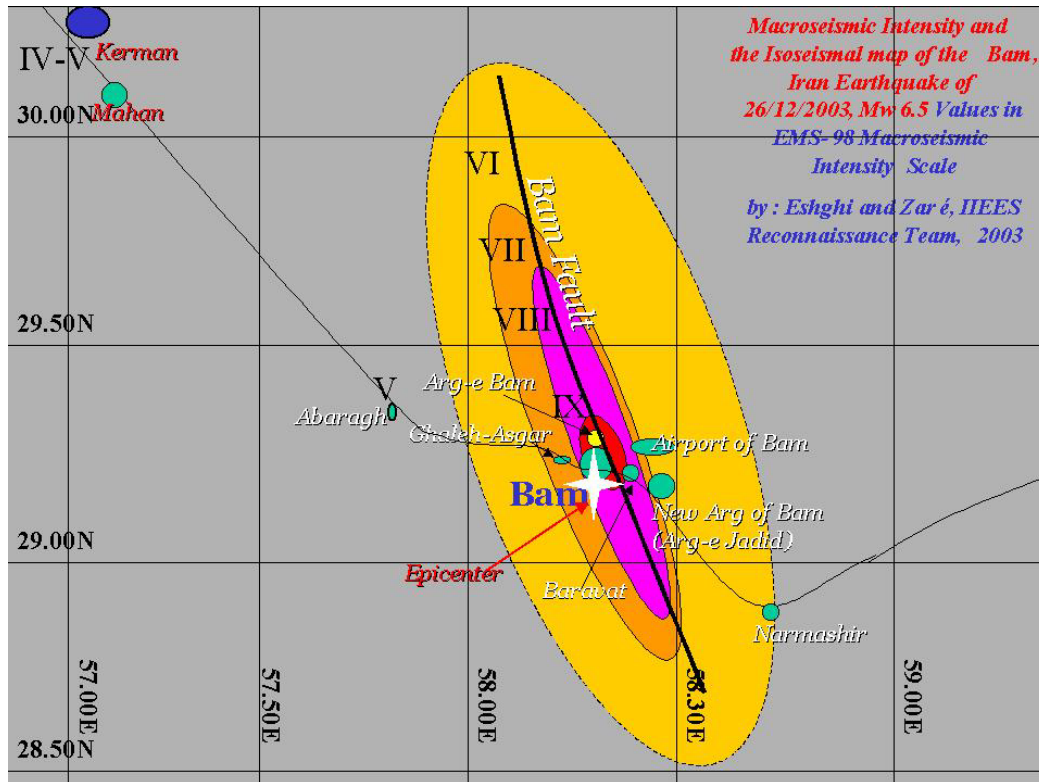
// :



:



:



:



:



:

:

No.	DATE	TIME(UTC)	LAT.N	LONG.E	DEPTH	NSU	RMS	MAGNITUDE
1	2003/12/26	01:56:56.1	29.08	58.38	13.2	3	0.1	6.5 Ms
2	2003/12/26	02:34:20.3	28.98	58.33	15.0	1	0.2	3.8 ML
3	2003/12/26	03:06:16.0	28.91	58.32	15.0	3	0.3	5.1 Ms
4	2003/12/26	03:21:08.7	28.40	58.47	15.0	3	0.0	3.9 ML
5	2003/12/26	03:31:21.6	28.36	58.36	15.0	1	0.0	3.4 ML
6	2003/12/26	03:37:37.8	28.91	58.19	15.0	1	0.0	3.6 ML
7	2003/12/26	03:53:29.7	28.90	58.42	15.0	3	0.1	4.6 Ms
8	2003/12/26	04:25:51.7	29.03	58.27	15.0	1	0.0	3.6 ML
9	2003/12/26	04:51:44.5	28.90	58.37	15.0	1	0.0	3.7 ML
10	2003/12/26	09:16:41.6	29.03	58.23	15.0	1	0.0	3.8 ML
11	2003/12/26	09:22:29.0	29.00	58.22	15.0	1	0.5	2.8 ML
12	2003/12/26	09:25:39.0	29.01	58.28	15.0	1	0.3	3.0 ML
13	2003/12/26	09:37:28.4	28.97	58.24	15.0	1	0.6	2.7 ML
14	2003/12/26	09:42:48.5	28.84	58.11	15.0	1	0.0	3.2 ML
15	2003/12/26	10:00:03.8	28.97	58.17	15.0	1	0.2	3.6 ML
16	2003/12/26	14:08:17.0	28.56	58.32	12.0	3	0.1	4.0 Ms
17	2003/12/27	04:45:47.6	28.65	58.34	15.0	1	0.0	3.5 ML
18	2003/12/27	05:42:09.6	28.85	58.27	15.0	1	0.0	3.7 ML
19	2003/12/27	06:26:35.1	28.94	58.31	15.0	1	0.0	2.8 ML
20	2003/12/27	08:03:16.0	28.65	58.22	15.0	1	0.0	3.2 ML
21	2003/12/27	08:10:31.2	29.38	58.03	15.0	1	0.0	2.9 ML
22	2003/12/27	09:10:19.8	28.39	58.49	15.0	1	0.0	3.0 ML
23	2003/12/27	10:48:36.4	28.50	58.37	15.0	1	0.0	2.7 ML
24	2003/12/27	14:10:55.2	29.05	58.10	15.0	1	0.0	2.6 ML
25	2003/12/27	15:13:31.1	29.32	58.08	15.0	1	0.0	2.7 ML
26	2003/12/28	08:50:28.9	29.09	58.19	15.0	1	0.0	2.5 ML
27	2003/12/28	09:24:57.7	28.81	58.38	15.0	1	0.0	3.6 ML
28	2003/12/28	10:15:01.5	28.96	58.41	15.0	1	0.0	2.5 ML
29	2003/12/28	11:51:55.6	28.84	58.40	15.0	1	0.0	2.5 ML
30	2003/12/28	14:56:38.6	28.47	58.48	15.0	1	0.0	3.5 ML
31	2003/12/28	15:02:49.1	28.40	58.59	15.0	1	0.0	3.6 ML
32	2003/12/28	19:00:05.0	28.98	58.37	15.0	1	0.0	2.4 ML
33	2003/12/28	19:34:11.6	29.19	58.35	15.0	1	0.0	2.3 ML
34	2003/12/28	20:44:03.0	28.21	58.52	15.0	1	0.0	2.4 ML
35	2003/12/28	20:53:11.3	28.34	58.37	15.0	1	0.0	2.4 ML
36	2003/12/28	23:18:22.0	29.31	58.32	15.0	1	0.0	2.6 ML
37	2003/12/29	04:20:33.7	29.21	58.12	15.0	1	0.0	2.4 ML
38	2003/12/29	06:45:49.9	28.61	58.61	15.0	1	0.0	2.8 ML
39	2003/12/29	07:01:22.7	28.83	58.45	15.0	1	0.0	3.1 ML
40	2003/12/29	09:32:51.0	29.37	58.13	15.0	1	0.0	2.6 ML
41	2003/12/29	13:02:05.2	29.21	58.36	15.0	1	0.0	2.7 ML
42	2003/12/29	13:33:51.2	28.80	58.26	15.0	1	0.0	2.4 ML
43	2003/12/29	13:49:11.5	29.03	58.23	15.0	1	0.0	2.3 ML
44	2003/12/29	14:45:24.2	29.36	58.19	15.0	1	0.0	2.3 ML
45	2003/12/29	16:52:06.0	29.50	58.44	15.0	1	0.0	2.5 ML

No.	DATE	TIME(UTC)	LAT.N	LONG.E	DEPTH	NSU	RMS	MAGNITUDE
46	2003/12/29	17:37:42.3	28.23	58.62	15.0	1	0.0	2.5 ML
47	2003/12/29	18:42:14.9	29.38	58.18	15.0	1	0.0	2.3 ML
48	2003/12/29	19:15:14.1	29.10	58.32	15.0	1	0.0	2.6 ML
49	2003/12/29	20:03:27.2	28.50	58.47	15.0	1	0.0	2.7 ML
50	2003/12/29	22:50:17.5	28.79	58.12	15.0	1	0.0	2.6 ML
51	2003/12/29	23:31:26.2	29.35	58.24	15.0	1	0.0	2.9 ML
52	2003/12/30	00:53:33.9	29.41	58.17	15.0	1	0.0	2.5 ML
53	2003/12/30	07:28:08.0	29.21	58.24	15.0	1	0.0	2.3 ML
54	2003/12/30	11:41:56.2	29.22	58.23	15.0	1	0.0	2.4 ML
55	2003/12/30	12:15:35.9	29.04	58.17	15.0	1	0.0	2.5 ML