

PARAMETRIC STUDY OF THE BEHAVIOR OF CONCRETE BLOCK QUAY WALLS PORT PARS PETROCHEMICAL UNDER NEAR-FIELD EARTHQUAKE

Pouya MADANIPOUR
M.Sc., Sadra Institute, Tehran, Iran
pmadanipoor@yahoo.com

Hamid ZAFARANI
Assistant Professor, IIEES, Tehran, Iran
hamzafarani@yahoo.com

Mahdi DEGHANI RENANI
Assistant Professor, Group of Civil Engineering, Project Management Dept, National Petrochemical Company, Tehran, Iran
dehghanm@ut.ac.ir

Keywords: Quay Wall, Component, Finite Element, Near-Filed

This paper is focused on a parametric study of the effect of cohesion in a silt layer of soil on the behavior of quay walls under the combined effect of horizontal and vertical components of earthquake (Figure 1).

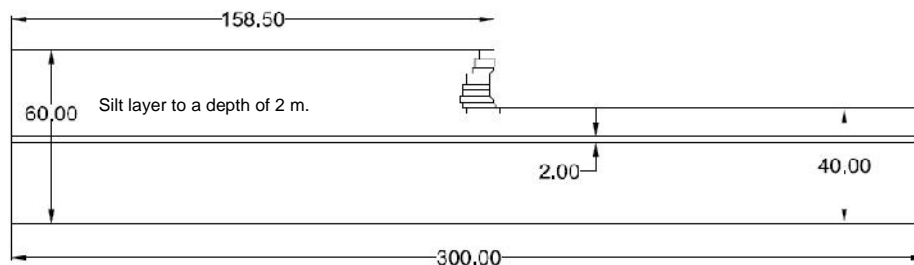


Figure 1. Dimension of model (soil and quay wall)

The wall used in this study is a crookback gravity wall (Figure 2). This wall utilizes its own weight to resist against soil's active pressure, lateral pressure, and gravity. The quay studied is the Southern Pars Quay (Asalouyeh), which is located near an active fault. The effect of the vertical component cannot be ignored in near-field data. On the other hand, this component can cause instability in gravity structures. The ABAQUS FEA software has been used in the current study (Figure 2). Some simplifications were necessary due to the complexity of the model. For instance, the effect of free water is considered using Westergaard's added mass scheme, and the soil conditions are assumed to be such that liquefaction does not occur. Vertical and horizontal components used in the study are the near-field data from Tabas and Bam earthquakes.

The results of the analysis show that under the assumptions of this study and for these two near-field records, the effect of variations in the cohesion of the silt layer, and the vertical component of motion are negligible (Figure 3). The maximum horizontal displacement of top of wall (i.e. 20 cm) was generated under the Bam earthquake excitation, which satisfy the serviceability requirements of OCDI (2002) for block quay wall structures. However, the simplification assumptions made on the analysed system tend to show more stablized wall behaviour. A more comprehensive study, considering a larger ensemble of near-field records is also nessacary to show the reliability and generality of this conclusion.

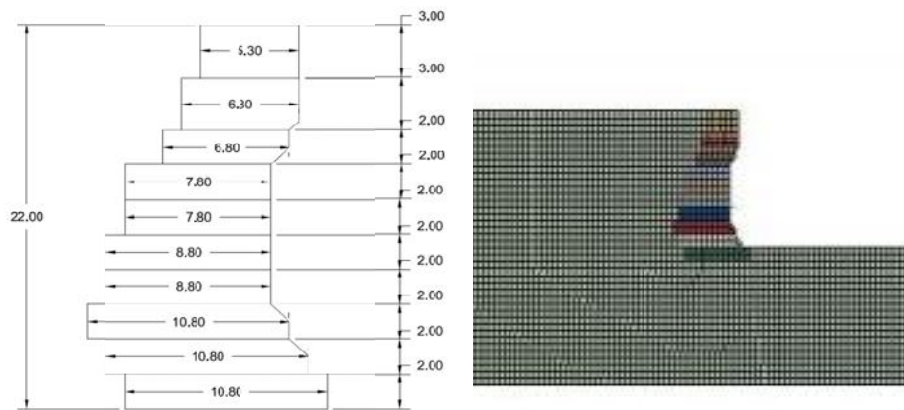


Figure 2. Left: Details of concrete blocks (m), Right: FE mesh in ABAQUS

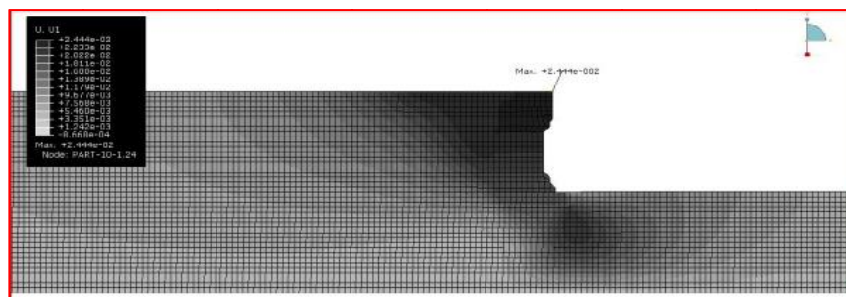


Figure 3. X-direction movement (with friction angle of 20)

REFERENCES

ABAQUS Manual, Version 6.10, Product of Dassault System Simulia Corp, Providence, RI, USA

Das BM and Ramana GV(1993) Principles of Soil Dynamics, Second Edition, USA

OCDI (2002) Technical Standards and Commentaries of Port and Harbor Facilities in Japan, The Overseas Coastal Area Development Institute of Japan

PIANC (2001) Seismic Design Guidelines for Port Structures, MarCom Working Group

